



Typhoon HIL

4th Generation HIL.



HIL404.

Deploy HIL in a day. It is the only way.

www.typhoon-hil.com

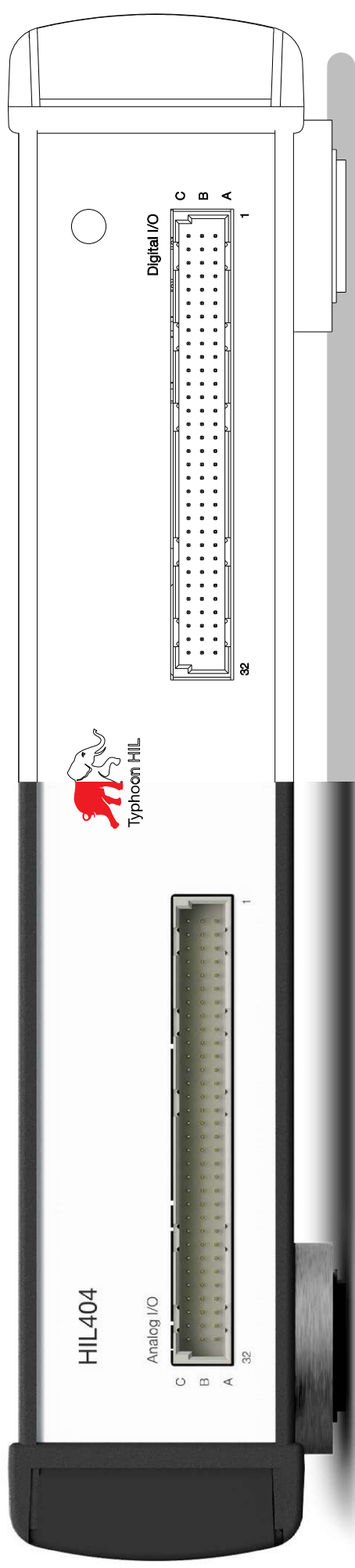
Cal Power

Via Acquanera, 29 22100 COMO
tel. 031.526.566 (r.a.) fax 031.507.984
info@calpower.it www.calspower.it

4th Generation HIL.

Ultra-high fidelity redefined.

Tailored for automotive drives with the most detailed inverter models, spatial-harmonic electric motor models, CAN connectivity, and plug and play interface towards 3rd party test automation tools.



Applications

While automotive and aerospace industries have already adopted model based HIL testing, power electronics industry is only playing a catch up. The good news is that the 4th generation HIL delivers the unprecedented model fidelity needed for the most advanced motor drives and automotive power electronics applications.

Easy to use software tool-chain

User friendly and intuitive software is easy to use and master, even for first time users. Build your models and perform sophisticated test scenarios, in the comfort of your office.

What's new?

- Down to 200ns time-step.
- Down to 200ns Analog Output update rate.
- 3.5ns GDS oversampling on all Digital Inputs.
- Up to 4 processing cores.
- Real-time emulation of non-linear machines with spatial harmonics.
- Real-time emulation of semiconductor power losses.
- The most accurate Dual-Active Bridge (DAB) converter model.
- JMAG-RT FEM electric machine model import.
- HIL connectivity exploded: USB3.0, Ethernet, Gb/s serial link, JTAG, General Purpose IO (GPIO).

Typhoon HIL404.

From HIL to Rapid Control Prototyping. The most versatile platform.



Ultra-high fidelity supercharged.

The most accurate 100kHz Dual-active bridge (DAB) model.

Probably the two most demanding power electronics applications for HIL testing are in the Electric Vehicle (EV) domain, namely: high performance motor drive, and battery chargers. Such applications pose a significant challenge for real time simulation fidelity. This is especially true for

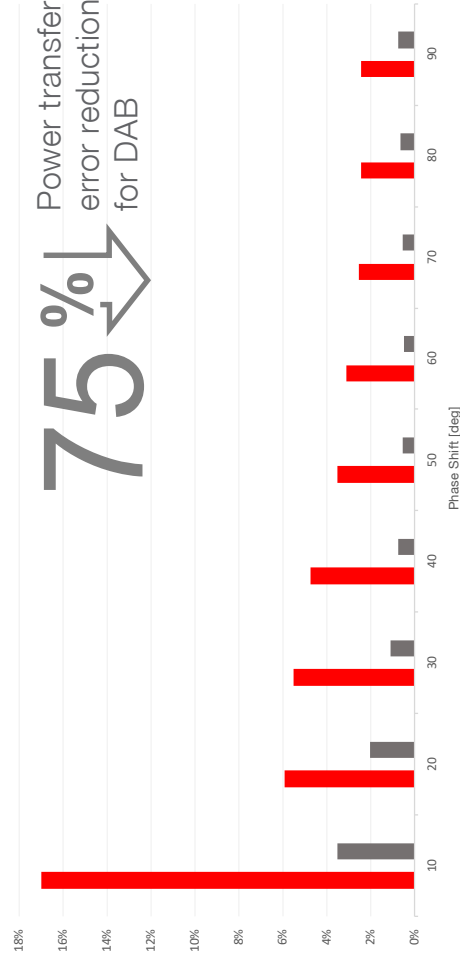
high switching frequency DC-DC converter applications (e.g. Dual Active Bridge (DAB)) where power transfer is carried out at high frequencies. In some applications, even a 500ns simulation step with time resolution enhancement is not fast enough to avoid major simulation errors.



■ HIL402, Ts= 500ns



■ HIL404, Ts= 250ns



75% Power transfer error reduction for DAB

The **HIL404** is the fastest HIL product ever, with 200ns simulation time step and 3.5ns digital input sampling.



Our answer to the challenge is the 4th Gen HIL Device HIL404, our fastest HIL machine yet. With its ability to reach simulation time steps down to 200ns combined with input sampling resolution of 3.5ns it pushes the high-fidelity real-time simulation into a whole new dimension. To illustrate some of the benefits of HIL404, we did a comparative analysis of the relative power errors between the HIL402 and the HIL404 for a Dual Active Bridge (DAB) application.

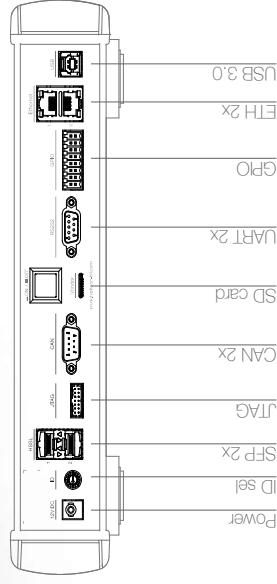
The model is controlled by an external open-loop controller switching at 100kHz and with the dead time of 50ns. Power transfer is measured and compared against the analytical model for a given phase shift. The error is mainly caused by the limited time resolution of the simulator. Here we can clearly see the benefits of the 2.5 times smaller simulation time step and higher frequency sampling provided by the HIL404.

The highest fidelity electric machine models. One click away.

However, HIL404 is so much more than just a faster HIL402 tuned for very-high frequency applications.

It is a device from the same family of Typhoon HIL products, yet packed to the brim with latest technology that brings many advanced features of our industrial grade 6-series devices to the 4-series, such as:

- Nonlinear machine modeling.
- 3.5 ns GDS oversampling on all Digital Inputs.
- Up to 4 cores FPGA processor configurations.
- Accurate real-time converter power losses simulation.
- Extended connectivity with out-of-the-box support for CAN, RS232, USB 3.0, ETH protocols, including device paralleling support.

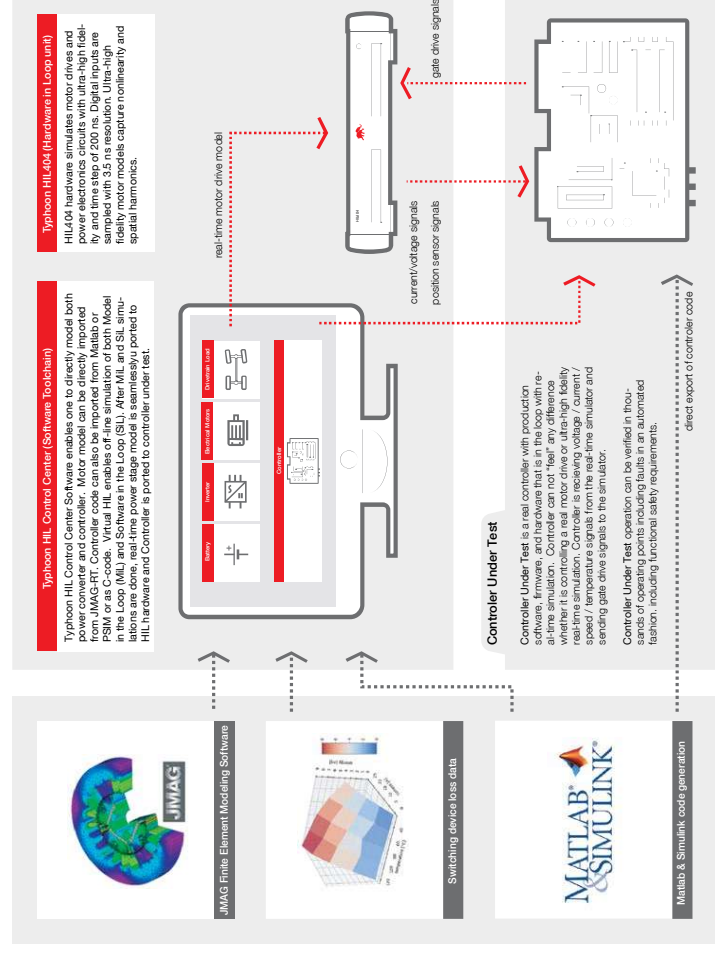


HIL404
has many connection possibilities.

Seamless integration with Matlab/Simulink, JMAG, PSIM, and other model-based and physics-based simulation software

HIL 404 supports direct import of high-fidelity JMAG-RT electric motor models directly obtained from JMAG's Finite Element Models (FEM). With one click, the nonlinear and spatially varying inductance FEM derived models run in real-time with unprecedented fidelity. In addition, HIL404 supports one click import of power semiconductor switching and conduction losses directly from datasheet look-up tables. It has never been so easy to

run high-fidelity and accurate thermal models in real-time. By leveraging the ultra-high fidelity and ease of use of the existing Typhoon HIL solution, and by bringing the extra speed to the table, the HIL404 makes the HIL testing methodology truly applicable for the emerging high frequency power conversion applications.



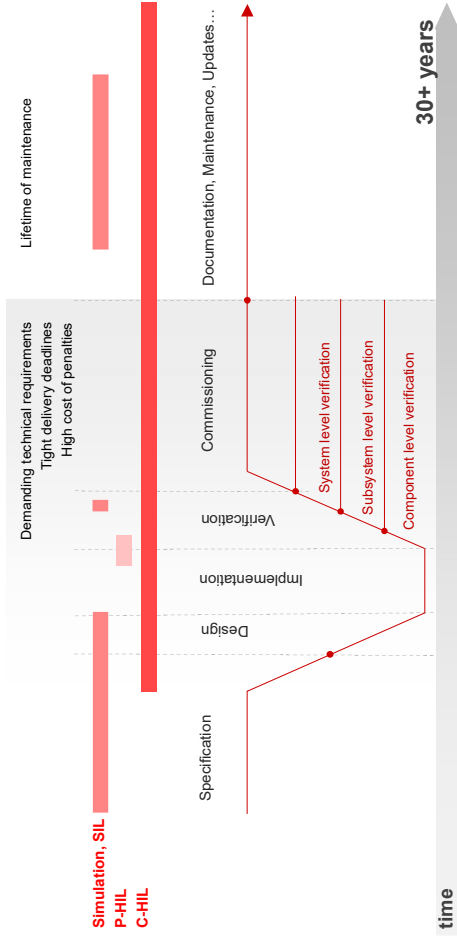
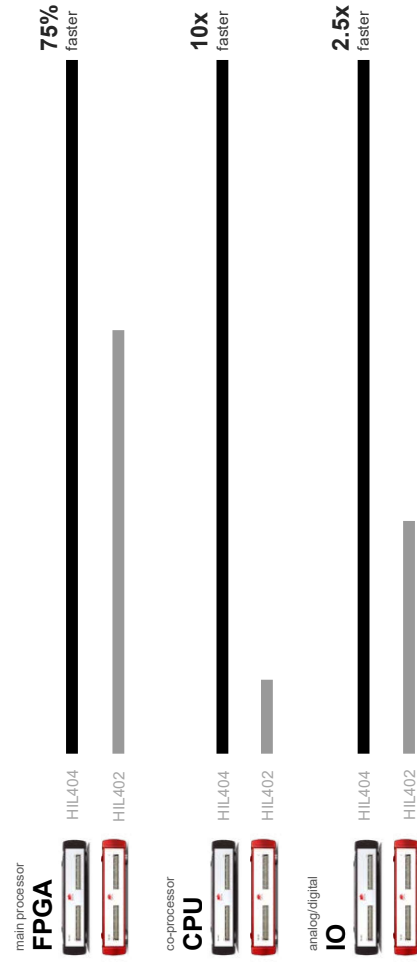
Rapid Control Prototyping Functionality

A faster HIL means faster tests. Rapid Control Prototyping (RCP) is one of the key ways you can take profit of the high speed and fidelity of the HIL 404. Coupled with Typhoon HIL's software, RCP with the HIL 404 drastically accelerates your controller development cycle, saving you development time and cost, all while reducing investment risk.

The source of this speed comes from the significant hardware upgrades to the HIL 404

over previous generations. With real-time datalogging, analog I/O resolution as low as 200ns, and digital I/O resolution as low as 3.5ns, you can have the confidence in the high-fidelity models you use. But don't just trust us: the diversity of connection ports in the HIL 404, plus Typhoon HIL's wide array of native communication protocol support, means you can connect your hardware connections directly to the model and perform Controller Hardware-in-the-Loop (C-HIL) tests yourself.

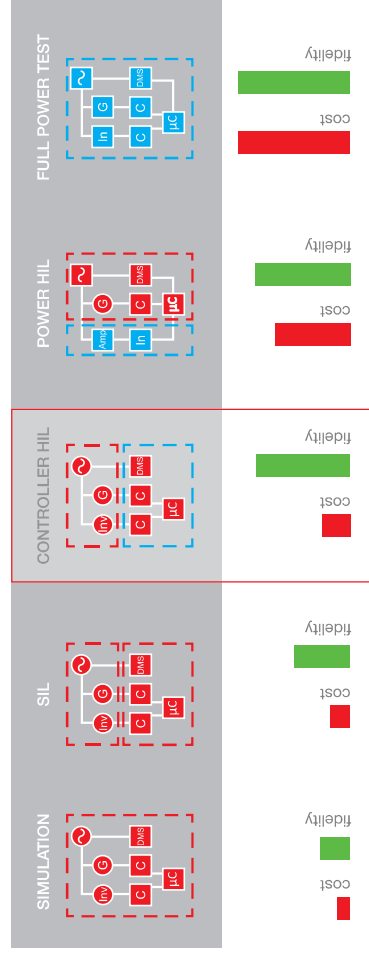
More CPU power for faster signal processing and time critical protocols.



With C-HIL in your RCP process, you can test the real unmodified controllers with its real hardware, software, and firmware. The controller under test cannot 'feel' any difference between controlling real equipment or the ultra-high fidelity, real-time simulation. It receives current/voltage signals, temperature signals, and position sensor signals from the real-time HIL simulator and sends the gate drive signals back to the real-time HIL simulator.

Typhoon HIL's software lets you use the same models from Model-in-the-Loop (MIL), Software-in-the-Loop (SIL), and Controller Hardware-in-the-Loop (C-HIL) tests. This means that you can catch potential issues earlier in the development process and iterate new prototypes in your controllers before performing costly and potentially dangerous power lab tests. RCP and C-HIL testing also lets you have a greater test breadth, giving you greater confidence that new equipment will behave in the field as it does in the lab.

Controller HIL maximizes fidelity while minimizing cost.



Microgrid library with 3-level fidelity components

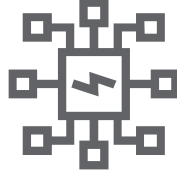
Typhoon HIL software comes with three types of built-in components designed for HIL 404 testing of specific real-world microgrid applications in its Microgrid Library:

- **Switching Components** (designed for system-level converter testing)
- **Average Components** (designed for a realistic and hardware-efficient emulation of dynamics without the need for a PWM interface)
- **Generic Components** (designed for easy parameterization in grid stability and system integration studies)

The generic components in particular make it easy for you to build and parameterize your own microgrid model in Typhoon's software. The new built-in components include:

- **Battery ESS**
- **PV Power Plant**
- **Wind Power Plant**
- **Diesel Genset**

Microgrid deployment is rapidly increasing, and this means it is necessary to have an efficient means to test them.



Generic Microgrid Components

Battery ESS

The generic battery model consists of two main sub-components: the Battery ESS component, which contains a high-level control subsystem and a low-level control subsystem with the power stage, and the Battery ESS UI component where all inputs and outputs are defined. The purpose of this component is to **show typical behavior of a battery inverter**, such as: different operation modes (e.g. **PQ control, Droop, and VF control**), **limitations based on the nominal parameters**, and **fault detection**.

PV Power Plant

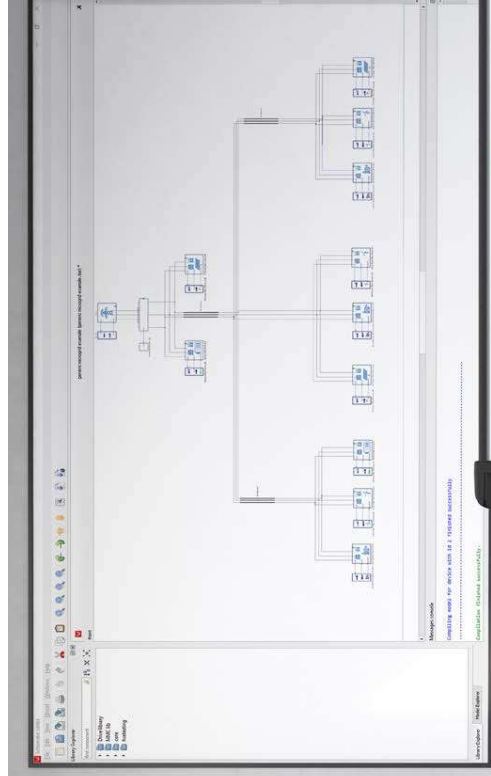
The main purpose of these components is to **emulate the characteristic behavior of a grid connected PV plant** in the following scenarios: active power curtailment and reactive power control, plant state machine, **fault detection and limits** according to nominal values, and **ramping functionalities for reference signals and MPPT**.

Wind Power Plant

The component consists of two main parts: the high-level control subsystem, and the low-level control subsystem with the power stage and all measurements. Model inputs and outputs are clearly defined in corresponding User Interface subsystems. The **turbines are easily parameterized** with just a couple of nominal parameters (e.g. **input voltage, nominal power**).

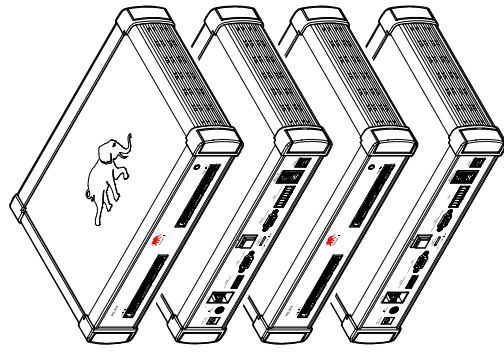
Diesel Genset

This component lets you **easily and practically parameterize a diesel genset** for system integration studies. Also, it includes new functionalities that are found in real-life (**protection, frequency drift**). Finally, it doesn't utilize the machine solver in HIL hardware resources, letting you create bigger models containing a larger number of generators (>4 per HIL device).

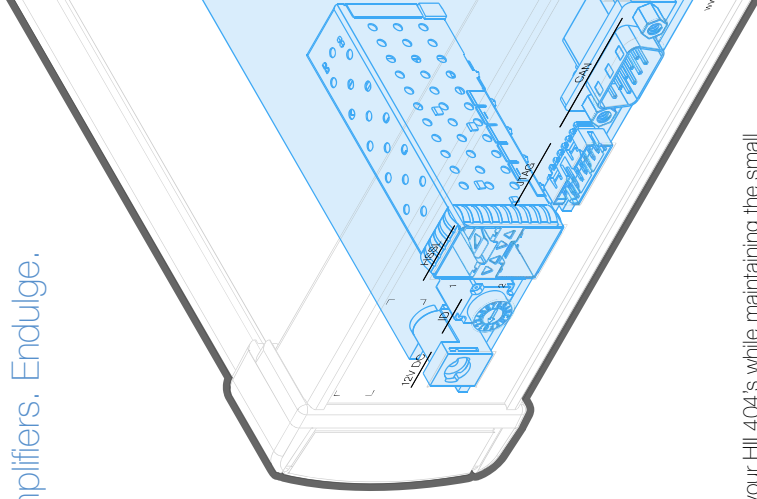


Device paralleling capability. Unparalleled.

Parallel your HILs. Connect with amplifiers. Emulate.



256
128
64
32
I/O

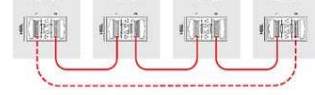


Use the high speed optical link to parallel your HIL404's while maintaining the small time step. The simulated model can grow, the simulation time step stays fixed. Whether you simulate a single motor drive or a complete microgrid, it is the same spiel.


Build a P-HIL testbed in a day. With the highest fidelity HIL on the planet and the optical link interface to any amplifier you can emulate an e-motor or a whole microgrid.

Two bidirectional SFP ports:

- Both can be used for paralleling
- One of the ports is multi-purpose and can be used for high-speed communication with other devices in the future



4th Generation HIL.

	 HIL402	 HIL404	 HIL602+	 HIL604
Generation	3 rd	4 th	3 rd	3 rd
Simulation capacity				
Detailed (switching) DER models (1ph / 3ph)	8 / 4	8 / 4	12/6	16/8
Average DER models with detailed control loops (3ph)	20	30	30	40
Distribution network simulation	✓	✓	✓	✓
Time resolution				
Minimal simulation step	500 ns	200 ns	500 ns	500 ns
DI sampling resolution	6.2 ns			
IO				
Analog I/O	16/16, +/- 10V, 16bit	16/16, +/- 10V, 16bit	16/32, +/- 10V, 16bit	16/32, +/- 10V, 16bit
Digital I/O	32/32	32/32	32/32	64/64
Connectivity				
USB	✓	✓	✓	✓
Ethernet	✓	✓	✓	✓
CAN		✓	✓	✓
RS232		✓	✓	✓
Time synchronization (PPS and IRIG-B)		✓	✓	✓
Paralleling		up to 4 units	up to 4 units	up to 16 units



The ultra-high fidelity redefined.

HIL404

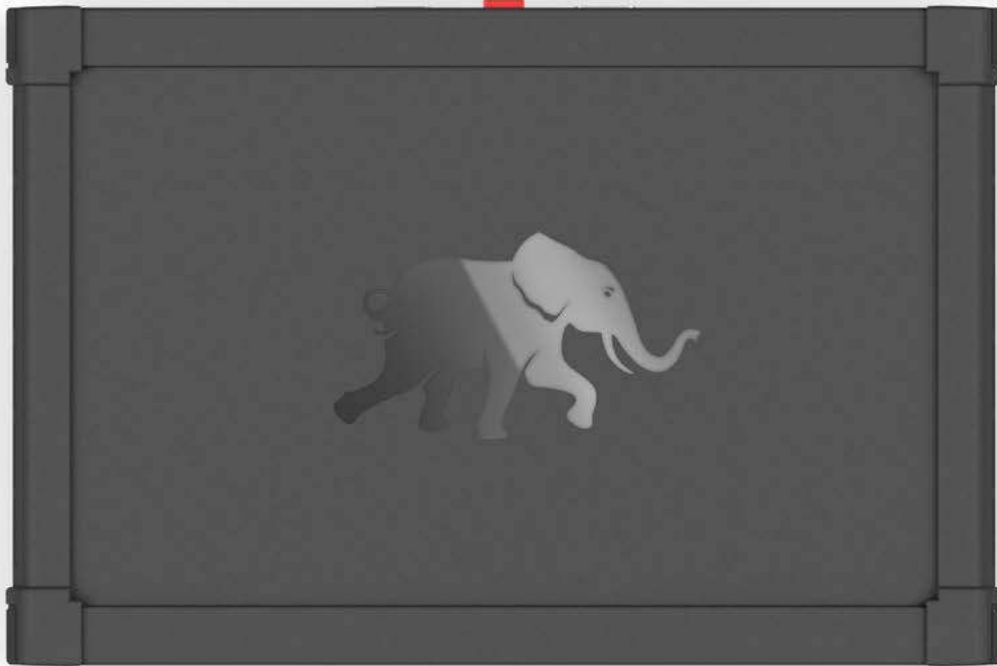
technical details.

User Power Supply Unit (PSU)	±5V analog ±12V analog +3.3V digital +5V digital	up to 1A, resettable protection up to 0.5A, resettable protection up to 1A, resettable protection up to 1A, resettable protection
Digital inputs (DI)	Channels Input voltage range V_o Threshold voltages (low, high) Input resistance Protection	32 channels $-15V < V_o < 15V$ $(V_{IL}(\max) = 0.8V; V_{IH}(\min) 205V)$ 10 k Ω ±24V tolerant, ESD protection
Digital outputs (DO)	Channels Output voltage range V_o Threshold voltages (low, high) Output resistance Protection	32 channels $0V < V_o < 5V$ $(V_{OL}(\max) = 0.2V; V_{OH}(\min) 4.8V)$ 430 Ω ±24V tolerant, ESD protection
Digital IO connector	Connector type	DIN 41612, type C 96 pin male connector
Connectivity	Ethernet USB2.0 CAN RS232 High speed serial link JTAG GPIO	2x RJ45 connectors; 10/100/1000 Mbps 1x type B connector; 2.0 high speed 2x DB9 male 2x DB9 female 2x SFP ≥ 5GHz Molex 87833-1420 12+ multi-purpose IO pins, terminal blocks
Housing	Dimensions Weight	293mm x 64mm x 198mm ~ 5kg
Power supply	Input voltage Output voltage Power	100 - 250 VAC 12V ≥ 60W

Processor	Processor Processor configurations	ZU4EG Ultrascale+ Zync SoC up to 4 processing cores;
Analog inputs (AI)	Channels Resolution Input voltage range Sample rate Linearity (DNL/INL) Gain error / offset error Input resistance Protection	16 channels 16 bit ADC ± 10V up to 1MSPS 1/2 0.01% / 1mV 6.8 k Ω ±24V tolerant, ESD protection
Analog Outputs (AO)	Channels Resolution Output voltage range Sample rate Linearity (DNL/INL) Gain error; offset error Output resistance Current capacity Protection	16 channels 16 bit ADC ± 10V up to 5MSPS 1/1 0.01%; 1mV 0 Ω ≥ 1mA ± 24V tolerant, ESD protection
Analog IO connector	Connector	DIN 41612, type C 96 pin male connector



Typhoon HIL



Typhoon HIL, Inc.
15 Ward Street, 2nd Floor
Somerville, MA 02143
USA

Phone: +1 800-766-3181

Typhoon HIL GmbH
Technoparkstrasse 1
CH-8005 Zürich
Switzerland

Phone: +1 800-766-3181

Tajfun HIL d.o.o.
Bajci Zilinskog bb
21000 Novi Sad
Republic of Serbia

Phone: +381 21 3010 476

www.typhoon-hil.com
e-mail: info@typhoon-hil.com

CalPower

Via Acquanera, 29 22100 COMO
tel. 031.526.566 (r.a.) fax 031.507.984
info@calpower.it www.calpower.it