ITECH
ITECH ELECTRONIC CO.,LTD.

Cal Power
Via Acquanera, 29 22100 COMO
tel. 031.526.566 (r.a.) fax 031.507.984
info@calpower.it www.calpower.it

IT8100E Series

Ultra-Dynamic High Power DC E-Load

Your Power Testing Solution

www.itechate.com

IT8100E Series
Ultra-Dynamic High Power DC E-Load

The IT8100E series represents a new generation of graphical programmable electronic loads. An advanced touchscreen and intuitive graphical interface enable fast parameter configuration and easy waveform editing, significantly enhancing usability and efficiency.
Designed for ultra-high power density, the IT8100E delivers up to 7.2 kW in a compact 3U chassis (150 V model) and can scale to 1.8 MW through fiber-optic master-slave paralleling, meeting demanding high-voltage and high-current testing requirements.

Available in 60V, 150 V, 600 V, and 1200 V ranges, with standalone power from 2 kW to 86.4 kW, the series features high-speed current slew rates and versatile operating modes-including dynamic, sequence, and advanced loading functions-ensuring outstanding performance in applications such as AI server power supplies, power modules, fuel cells, EV charging station, Solar Array and power electronics.

It provides a powerful and reliable solution for R&D, validation, and production testing.

Model List

Power	150 V	Power	600 V	1200 V	Size
2.5 kW	IT8102E-150-200	2 kW	IT8102E-600-140	IT8102E-1200-80	3U
5 kW	IT8105E-150-400	4 kW	IT8104E-600-280	IT8104E-1200-160	3U
7.2 kW	IT8107E-150-600	6 kW	IT8106E-600-420	IT8106E-1200-240	3U
10kW	IT8110E-150-800	8 kW	IT8108E-600-560	IT8108E-1200-320	6U
14.4kW	IT8114E-150-1200	12 kW	IT8112E-600-840	IT8112E-1200-480	6U
21.6 kW	IT8121E-150-1800	18 kW	IT8118E-600-1260	IT8118E-1200-720	15U
28.8 kW	IT8128E-150-2400	24 kW	IT8124E-600-1680	IT8124E-1200-960	15U
36 kW	IT8136E-150-3000	30 kW	IT8130E-600-2100	IT8130E-1200-1200	15U
43.2 kW	IT8143E-150-3600	36 kW	IT8136E-600-2520	IT8136E-1200-1440	27U
50.4 kW	IT8150E-150-4200	42 kW	IT8142E-600-2940	IT8142E-1200-1680	27U
57.6 kW	IT8157E-150-4800	48 kW	IT8148E-600-3360	IT8148E-1200-1920	27U
64.8 kW	IT8164E-150-5400	54 kW	IT8154E-600-3780	IT8154E-1200-2160	27U
72 kW	IT8172E-150-6000	60 kW	IT8160E-600-4200	IT8160E-1200-2400	37U
79.2 kW	IT8179E-150-6600	66 kW	IT8166E-600-4620	IT8166E-1200-2640	37U
86.4 kW	IT8186E-150-7200	72 kW	IT8172E-600-5040	IT8172E-1200-2880	37U

*For higher power, please contact ITECH.

60V	IT8102E-60-800	IT8104E-60-1600	IT8106E-60-2400
	60V/800A/2kW	60V/1600A/4kW	60V/2400A/6kW

IT8100E Features

- Touchscreen display with Meter / Scope / Datalog modes
- Voltage range: 60V, 150V, 600V, 1200V
- High power density: 3U 7.2 kW (150V), 3U 6 kW (600V & 1200V)
- 37U cabinet max power: 86.4 kW (150V), 72 kW (600V & 1200V)
- Optical master-slave parallel, up to 1.8 MW (150V) / 1.5 MW (600V & 1200V)
- Three-range V/I design for full precision coverage
- High dynamic current slew rate up to 150 A/μs per unit
- Minimum Operating Voltage: 0.24 V @ 2400 A
- Minimum sampling interval in Scope mode: 2μs
- Standard interfaces: USB / LAN / CAN
- Optional interfaces: GPIB(IT-E176) / RS232&Analog（IT-E177）

IT8100E Function

- Basic load modes: CC / CV / CP / CR /CE
- Combined load modes: CC+CR / CR+CV / CC+CV / CP+CV / CC+CR+CV+CP
- Dynamic load mode with slew rate up to 150 A/μs
- Transient frequency up to 50kHz
- LIST / OCP / OPP / Battery discharge / Short-circuit modes
- User-defined waveform function for simulating complex load profiles
- 1.5× short-time overloading capability (≤60 s, Ta ≤ 25°C)
- Built-in Sequence & Sweep modes

Applications

- EV Charging Pile & BOBC Testing
- Solar Array I-V Testing
- Power Semiconductor Testing
- Fuel Cell & EV Battery Testing
- Power Module Testing
- Power Protection Device Testing
- AI server PSU testing
- Intelligent Manufacturing Testing
- eVTOL & UAV Testing

Graphical Touchscreen

The IT8100E series provides versatile operation and functions, enabling fast and convenient control via the 5-inch touchscreen, keypad, and rotary knob. Parameter settings and measurement results are displayed directly, while the bilingual Chinese-English interface and user-oriented design support diverse testing requirements.

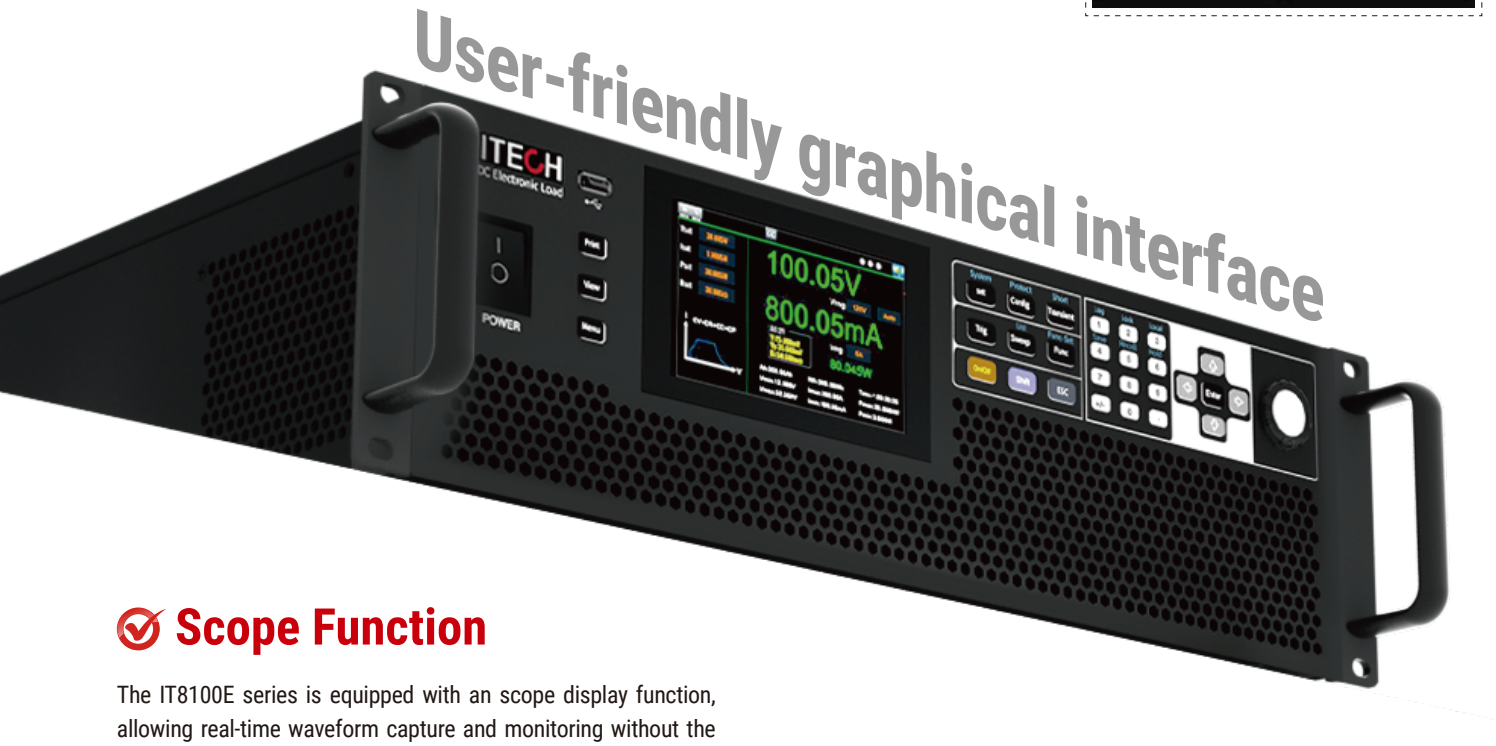

Scope Function

The IT8100E series is equipped with an scope display function, allowing real-time waveform capture and monitoring without the need for an external oscilloscope. Its 2μs high sampling rate ensures accurate voltage and current waveform display. Users can choose to display real-time curves on the screen or hide other curves, showing only the necessary waveforms for observation. The graphical interface features vivid colors, greatly enhancing the user experience.

Data Logging Function

The IT8100E series offers a data logging function to track trends over a period of time. Users can select 1 to 4 observation lines to view the average, minimum, and maximum values for voltage and current. Additionally, various viewing options such as vertical, horizontal, and zoom functions are available to observe data and waveforms at specific moments.

Basic and Combined Load Modes

Basic load modes	Combined load modes
CC/CV/CR/CP/CE	CV+CC/CR+CC/CV+CR/CV+CP/CR-LED/CC+CR+CV+CP

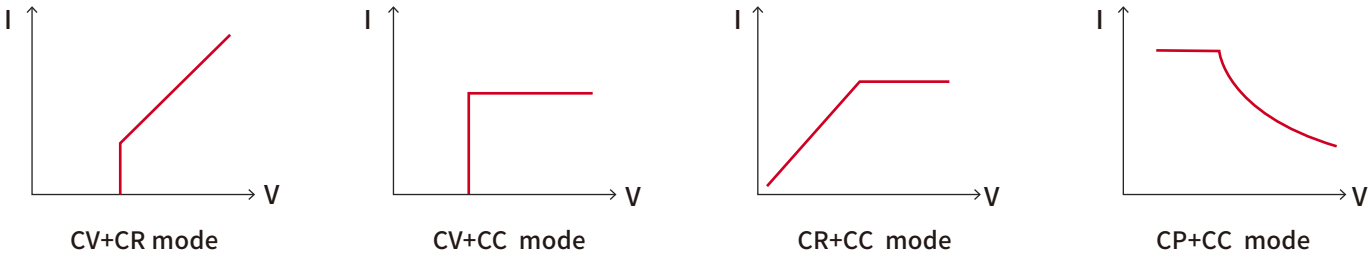

The IT8100E series offers a variety of basic and combined load modes. Compared to the basic load mode, the combined modes provide solutions for more practical applications. For instance, the CV+CC mode, in contrast to the standard CV mode, allows for CV loading while simultaneously limiting the maximum current, preventing issues like CC overshoot and avoiding the triggering of DUT overcurrent protection. The IT8100E series is widely used for testing various types of DUTs, including UPS, charging piles, DC-DC power modules, AI server power supplies, and more.

Three-range Design for High-precision Measurements

The IT8100E series is equipped with three voltage and current ranges, ensuring high-precision measurements across the entire range from light load to full load current. The measurement accuracy remains consistent, whether used as a single unit or in parallel.

1.8MW | Power up to 1.8 MW

Fiber-optic parallel technology

High-speed Dynamic Load

With the rapid development of AI technology, AI server loads change frequently, demanding faster transient response from power systems.This also means that load testing must accurately simulate these high-frequency dynamic load variations. The IT8100E series offers dynamic load capabilities up to 50 kHz, including dynamic current load (CCD) and dynamic resistance load (CRD). The current slew rate can reach up to 150 A/μs per unit, with a minimum response time of 8 μs, meeting the high-speed transient response testing requirements of switching power supplies.

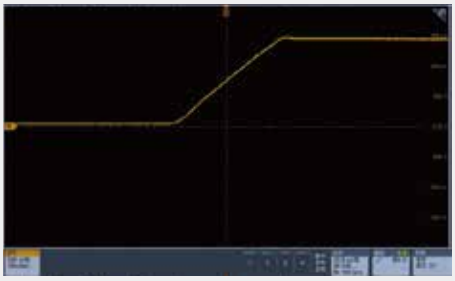

45A/us 50A-1500A

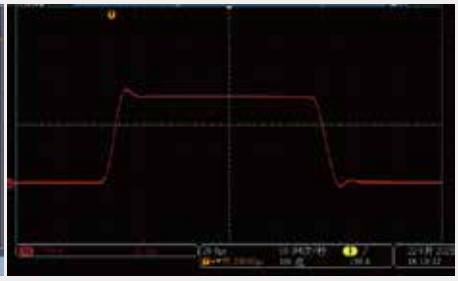

150A/us 10A~1500A

IT8100 scope display

OCP/OPP Test Mode

The OCP and OPP tests are primarily used for overcurrent and over-power protection of power supplies, by testing the overcurrent and over-power limits. These tests are designed to ensure the safety of the equipment and prevent damage to the power supply. OCP and OPP are essential in power supply design. The IT8100E series automatically evaluates the test results to determine if they exceed the design specifications, saving time in system design and testing by eliminating the need for manual judgment.

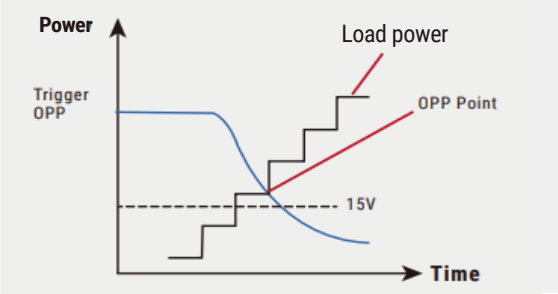

LIST Mode

The IT8100E series electronic load's LIST mode allows users to edit the waveform of load current changes over time, simulating real-world continuous load variations. Users can edit the step value step time, current rise/fall slope for each step, with up to 9999 steps available for editing.

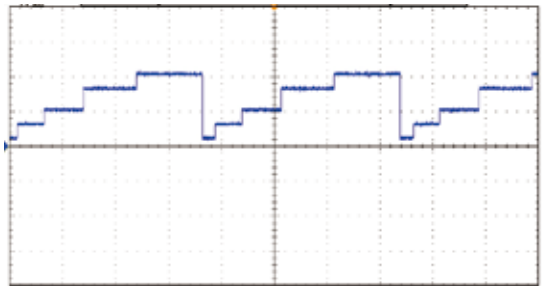

Battery Discharge Mode

The IT8100E series electronic load provides a battery discharge function, supporting constant current, constant resistance, and constant power modes. It can operate under both constant or dynamic loads to meet diverse testing needs. Users can define discharge cutoff conditions, including cutoff voltage, cutoff capacity, and cutoff time, with discharge stopping when any of these conditions are met. During testing, battery voltage, time, and discharged capacity can be displayed in real time.

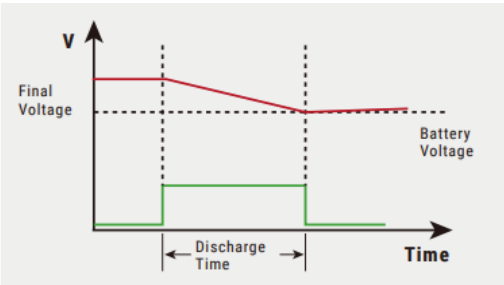

User-defined Waveforms

The IT8100E series allows users to import captured real-world current waveforms or create custom waveforms through front-panel input. This waveform customization feature reduces the need for waveform generators. The IT8100E series supports up to 1,000,000 waveform points, meeting the requirements for complex custom waveforms.

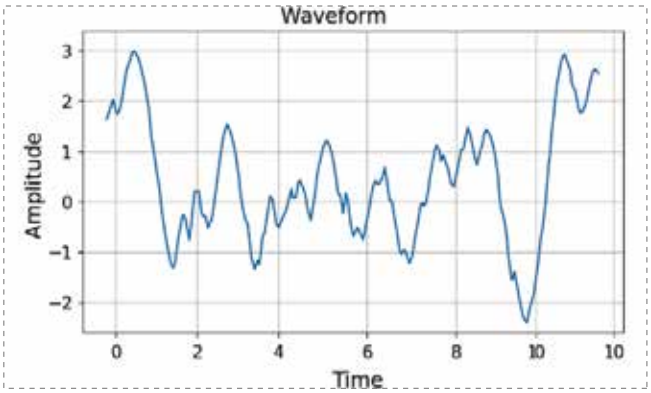

Sequence Function

The IT8100E series sequence output function allows users to combine different waveforms (such as sine, user-defined, step waves, etc.) to create a continuous output sequence. It supports active loading in four modes: CV, CC, CR, and CP, enhancing the flexibility and versatility of testing to meet the needs of various test scenarios.

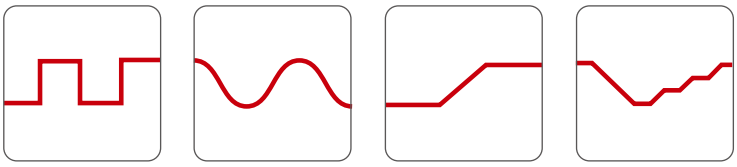

Sweep Function

The IT8100E Series features a Sweep function that enables voltage or current sweep testing. Users can customize the test start point, end point, step size and sweep type (linear or logarithmic) to achieve precise evaluation of the DUT's performance at different operating points, making it particularly suitable for I-V characteristic curve testing of semiconductor power devices. Meanwhile, the Sweep function supports pulse sweep, which effectively reduces the impact of device self-heating during testing and helps users obtain more accurate and stable test results.

1.5x Short-time Overload Capability

The IT8100E series electronic load supports up to 1.5× short-time overpower. At ambient temperatures below 25°C, the overpower can be sustained for up to 60 seconds, effectively covering transient peak power demands during testing. This enables system sizing based on typical operating power rather than peak power, meeting the requirements of power modules, battery packs, and other devices under surge and extreme operating conditions.

The front panel displays the allowable overpower limit in real time and dynamically updates it according to the internal thermal conditions, ensuring safe, reliable, and fully observable operation. Leveraging the short-time overpower capability, the system meets high dynamic testing requirements without the need for higher-rated equipment, thereby reducing overall test system cost.

Short-time Load Power, Clearly Visible

10800.0W

Model:IT8107E-150-600
Rated Power:7.2 kW
1.5 * Rated power: 10.8kW

Low Inductance Testing Cables (optional accessories)

Low inductance Cables can reduce inductive effects in high-frequency or rapidly changing current environments, ensuring stability and accuracy in signal transmission.

IT-E31005LIC-OO	100A/0.5m/ ring terminal low inductance red and black test Cables
IT-E31010LIC-OO	100A/1m/ring terminal low inductance red and black test Cables
IT-E31020LIC-OO	100A/2m/ring terminal low inductance red and black test Cables

- Reduce electromagnetic interference caused by rapid current changes, ensuring stable voltage and current waveforms.
- Improve signal integrity and reduce potential signal loss or delay during high-frequency current transmission.
- Minimize voltage drop caused by high current, improving power efficiency and enhancing system stability.

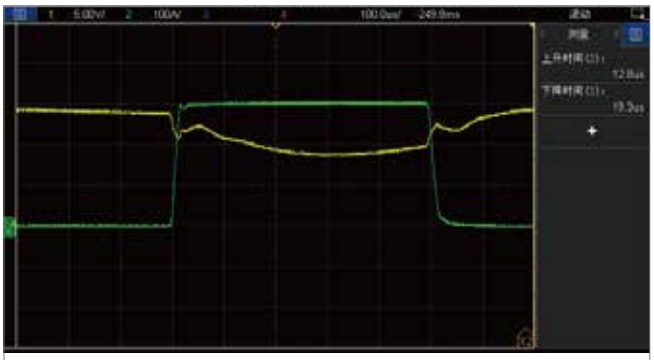

Voltage and Current Waveform (with Low Inductance Testing Cable)

Voltage and Current Waveform (with Standard Testing Cable)

External Analog Function

The IT8100E series electronic load features an analog control interface for industrial applications. It uses a 0-10V signal from a PLC to control the load from 0% to 100% of its full range, offering faster response (20μs) and 1% accuracy compared to real-time control from a host computer. This interface supports unlimited step control. The 0-4.2V sine wave input allows dynamic loading from 0-100A, with high amplitude and phase accuracy for waveforms below 10kHz. It's ideal for testing complex battery waveforms and fuel cell impedance analysis.

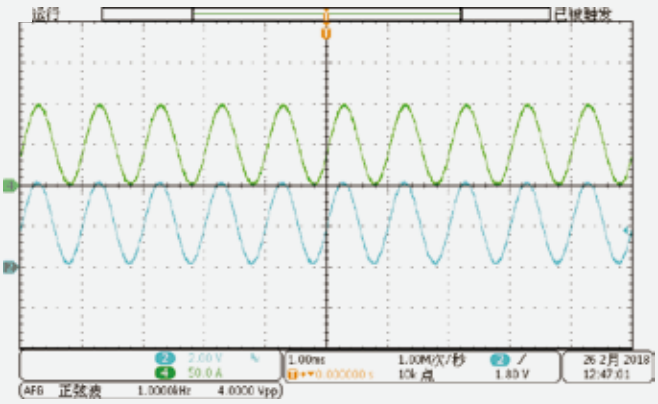

1kHz sine

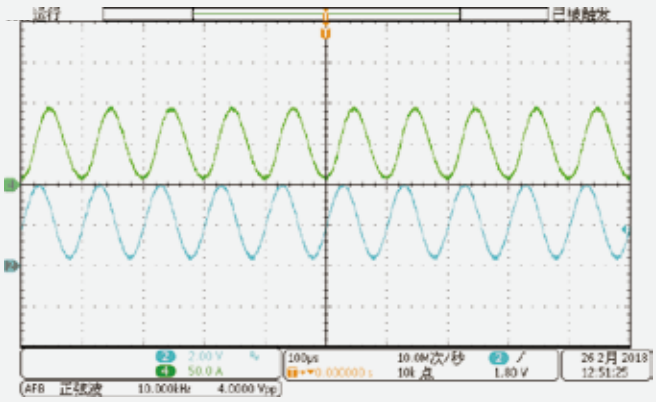

10kHz sine

Communication Interfaces

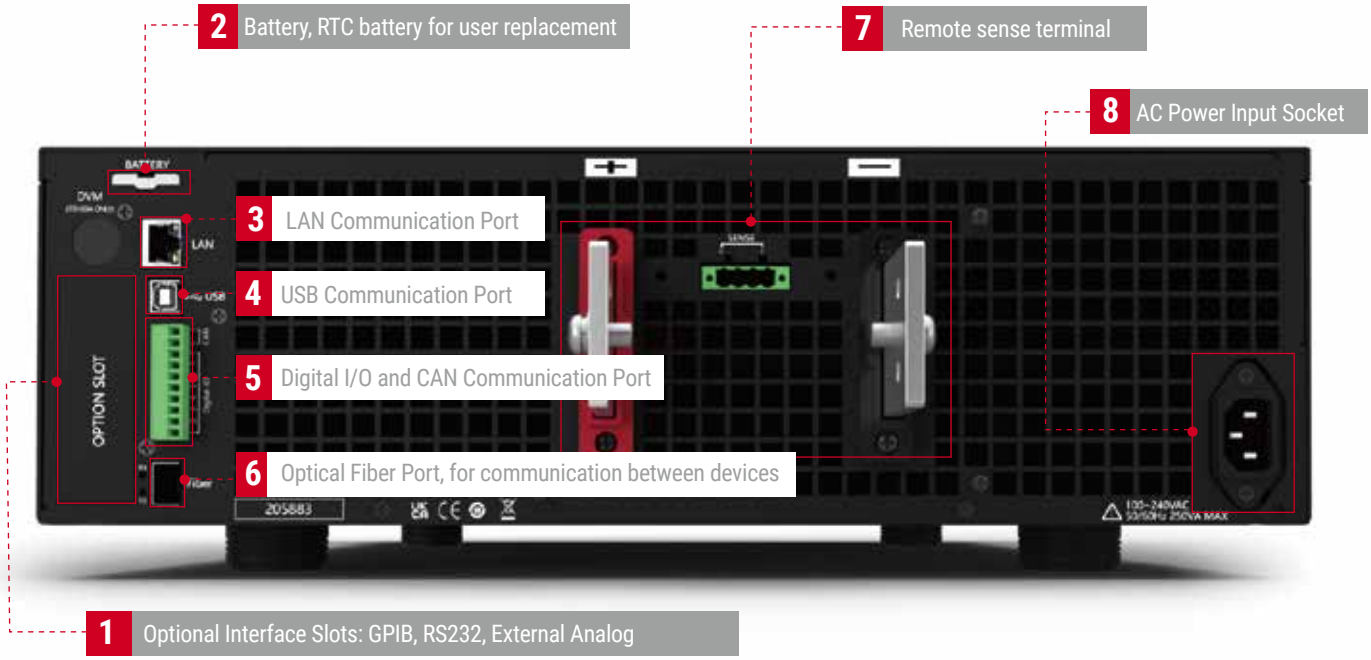



This information is subject to change without notice.For more information, please contact ITECH.

Taipei

Add: No.918, Zhongzheng Rd., Zhonghe Dist., New Taipei City 235, Taiwan
Web: www.itechate.com
TEL: +886-3-6684333
E-mail: info@itechate.com

Factory I

Add: No.108, XiShanqiao Nanlu, Nanjing city, 210039, China
TEL: +86-25-52415098
Web: www.itechate.com

Factory II

Add: No.150, Yaonanlu, Meishan Cun, Nanjing city, 210039, China
TEL: +86-25-52415099
Web: www.itechate.com

ITECH Web

ITECH Facebook

ITECH LinkedIn

Cal Power

Via Acquanera, 29 22100 COMO
tel. 031.526.566 (r.a.) fax 031.507.984
info@calpower.it www.calpower.it